

Monthly Investment Performance Report

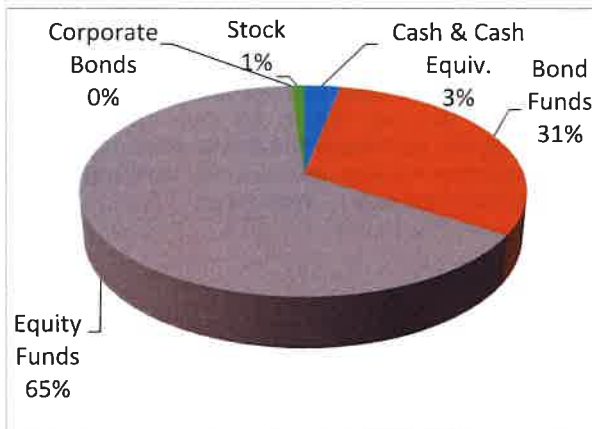
OVERVIEW

Snow College's Endowment Pool grows with support by Snow College friends and alumni. Distributions from the Endowment Pool play a significant role in funding scholarships for Snow College students and help the College achieve its core mission themes of: Tradition of Excellence, Culture of Innovation, and Atmosphere of Engagement.

The investment management of endowment assets requires balancing portfolio risks and expected returns to meet long-term objectives. The goal of the Endowment is to provide a steady stream of income to fund scholarships for Snow College students while preserving the purchasing power of the assets for the benefit of future generations.

INVESTMENT ALLOCATION

The asset allocation includes a diverse mix of investments with the following target allocation: 58% fixed income, 40% global marketable equities, and 2% cash and cash equivalents. Actual holdings for the current period ended are:

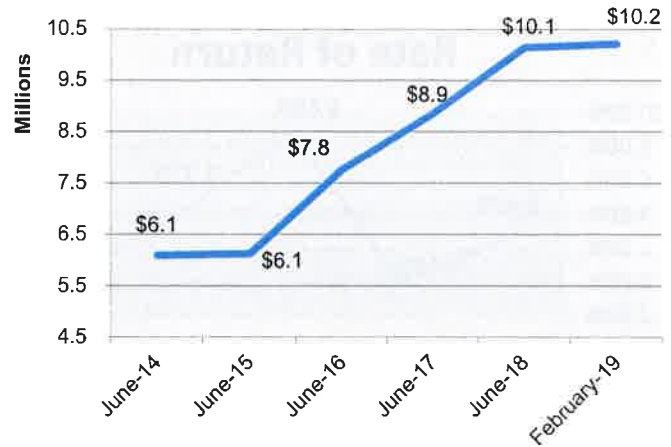


Cash & Cash Equiv.	3.1%	314,034
Bond Funds	31.0%	3,166,019
Equity Funds	64.8%	6,619,738
Corporate Bonds	0.0%	-
Stock	1.1%	109,635
Endowment		7,966,584
Quasi-Endowment		2,242,843
Total Endowment		10,209,426

ACTIVITY

No Activity

RETURNS



Market over Book Value:

	Feb-19	FY '18	FY '17
Book Value	9,693,315	9,389,770	8,298,381
Market Value	10,209,426	10,141,955	8,851,032
Unrealized Gain/(Loss)	5.3%	8.0%	6.7%

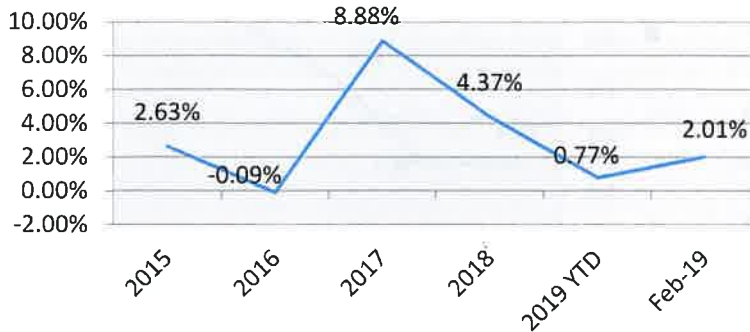
The 35-day government shutdown created a great deal of economic angst for the short-term, but there are a handful of other key economic issues that could have a far greater impact on the long-term picture and the direction of the markets. We believe the shutdown will have only a minimal impact on the economy - probably shaving less than 0.5% from the annualized first quarter GDP growth rate. However, if the shutdown resumes in mid-February, that estimate would likely rise. - Mark Simenstad, CFA, Chief Investment Strategist

Endowment Returns:

Period Ending: 2/28/2019

	Feb-19	FY '19 YTD	FY '18
Income	7,075	305,328	160,616
Unrealized Gain/(Loss)	194,767	(226,928)	226,595
Rate of Return	2.01%	0.77%	4.37%

	FY '17	FY '16	FY '15
Income	173,383	151,988	233,696
Unrealized Gain/(Loss)	516,339	(157,488)	(72,388)
Rate of Return	8.88%	-0.09%	2.63%

Monthly Investment Performance Report
RETURNS (continued)
Rate of Return

MARKET OUTLOOK

The partial government shutdown that spanned most of January and is only tentatively resolved has imparted a near-term hit to the economy. The direct impact should largely be limited to federal government output, with growth made up later in the year. Indirectly, however, the lack of key data has reduced visibility for the near term. With that in mind, we have lowered our GDP estimates for Q4-2018 and Q1-2019 to 2.3% and 1.9%, respectively (previously 2.5% and 2.2%). In addition to weaker government spending in the first quarter, the housing sector continues to struggle and will likely be a larger drag on growth than previously estimated. At the same time, business investment remains challenged by ongoing trade uncertainty as well as a further slowdown in growth abroad. That keeps the onus of growth on consumer spending. Although a few major government reports on spending remain delayed by the shutdown, private sector data suggest considerable momentum heading into the first quarter. Moreover, income growth still looks strong with 304,000 new jobs added in January and wages continuing to move up. At its January meeting, the FOMC adopted a notably more dovish stance, removing references to further rate hikes and vowing to be patient. We still expect the FOMC's next move will be to raise rates, but have pushed back the timing of the next rate hike to Q3 (from Q2). Whereas previously we thought the FOMC would raise rates twice more this year, we now expect the Q3 hike to be the last of the cycle. - Wells Fargo

	Month	AVERAGE ANNUAL RETURN			
		Fiscal YTD	FY '18	FY 3 Years	FY 5 Years
Total Endowment	2.01%	0.77%	4.37%	13.81%	31.79%
<i>S&P 500</i>	1.64%	0.80%	12.52%	32.17%	69.75%
<i>ACWI Index</i>	2.47%	0.17%	8.28%	19.28%	41.82%
<i>Dow Jones Industrial A</i>	3.67%	6.62%	13.85%	37.96%	63.03%

UNITS

To be added.

DONATIONS

	February # of Donations	Feb-19	FY '19 YTD	Total Balances
Restricted Donations				
<i>Endowment Donations</i>	5	5,160	90,452	10,209,426
<i>Scholarship Donations</i>	69	13,094	357,254	1,427,523
<i>Other Donations</i>	57	11,747	627,782	*
Unrestricted Donations				
<i>Donations to Foundation</i>	15	3,119	56,387	253,660
Total Restricted & Unrestricted	146	33,120	1,131,875	11,890,609
* These donations are donated to various fund budgets and are mingled and spent with other sources of those fund budgets				
Total Donations				
<i>External Donations</i>	34	30,997	1,111,853	
<i>Employee Donations</i>	112	2,123	20,022	
Total Donations	146	33,120	1,131,875	

IN-KIND DONATIONS

February Donations: \$0

FY '19 YTD: \$539,956

Changing to a June 30th Tax Year End

The Snow College Controller's Office is asking for permission to change the Snow College Foundation's tax year end from December 31st to June 30th. Doing this will align the Foundation's tax year end with the College's fiscal year end. The Foundation's accounting records are housed in the same accounting system as the College's accounting records. Since the College's year end is 6/30 in that accounting system, the Foundation's tax year in the accounting system is also set to end June 30. There is not a way to set up different year ends for the College and the Foundation. Because of this, the Form 990, which reports revenues and expense on a calendar year becomes quite difficult to prepare. The Controller's office has to pull all transaction data for two different years in order to get the 6 months of data from one fiscal year and the remaining six months of data from another year. Changing the Foundation's tax year end to 6/30 will significantly reduce the amount of time required to prepare the Form 990 tax return and allow for more timely preparation.

If the board approves a new tax year end, then the Controller's office would have to prepare a "short year" Form 990 and file it with the IRS. A short or half-year return would be filed to cover the transactions January 1, to June 30, 2019. Future years tax returns will then report data from July 1st to June 30th. This does not change the amount of time given by the IRS to file the tax return, therefore, the Controller's office will still have the standard 4 ½ months from the tax year end to file (making the new deadline for the Form 990 filing October 15)

In order to move the Foundation to a fiscal tax year end, Form 1128 must be filed by the due date of the federal income tax return for the first effective year which is, in this case, October 15. The form must be signed by a principal officer or other person authorized to sign. If the tax year end change is approved by the Board, the Controller's office will prepare this form, seek the proper signatures and file it with the IRS by the required year-end tax change deadline of October 15th.